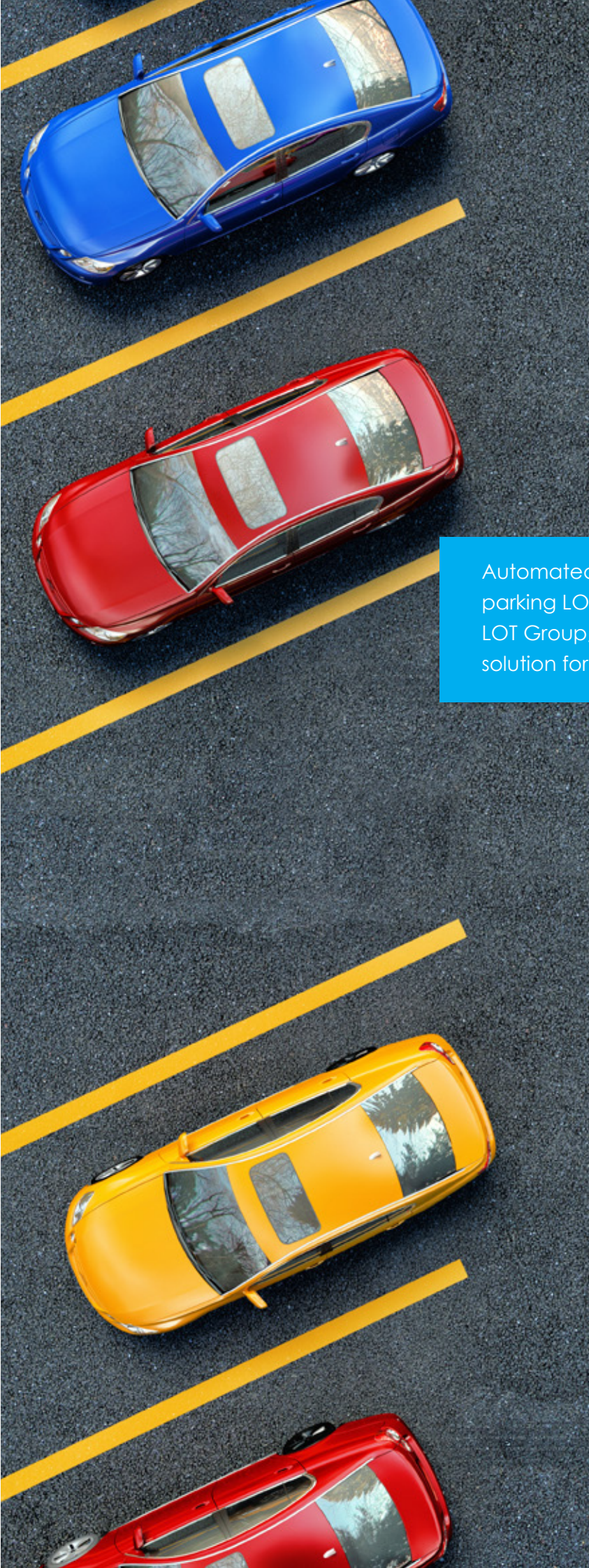




Automated fare
collection system
for parking
LOT PARKING






INTRODUCTION

Nowadays modern metropolis is in constant motion. It is impossible to imagine this movement without extended transport infrastructure and extensive network of parking. Parking owners constantly have to solve problems of dishonesty and misfeasance of the staff and customers as well as inaccurate statistics, etc.

Automated fare collection system for parking LOT Parking, produced by the LOT Group, is an effective and suitable solution for those who move with times.

LOT Parking is intended to provide qualitative and maximally automatized control of the cars arrival and departure as well as automated fare collection for the parking services.



ADVANTAGES

ADVANTAGES OF THE LOT PARKING SYSTEM:



AUTOMATED FARE COLLECTION SYSTEM LOT PARKING IS SOLVING THE FOLLOWING PROBLEMS:




Automation of **car arrival/departure** to the parking lot



Automation of **fare collection system** based on bar-coded tickets and contactless cards



Suitable **control and analysis of financial activity** of the parking complex



Reducing the number of misfeasance of the staff and dishonesty of customers



Monitoring of the events in the LOT Parking system in the real time mode



Comfortable conditions of using parking services for customers

AUTOMATED FARE COLLECTION SYSTEM LOT PARKING CAN BE INSTALLED ON THE OBJECTS WHERE PARKING SERVICES SHOULD BE PAID:



on the territory of **special parking complexes**

on the parking areas near **business centers**

on the parking areas near **sport** and **entertainment complexes**



on the parking areas near **railway stations** and **airports**

on the parking areas near **hotels**



on the parking areas near **exhibition complexes**

on the parking areas near **shopping centers**



IMPLEMENTATION OF THE LOT PARKING SYSTEM WILL ALLOW:



to create a **user-friendly, easy and convenient** fare collection system



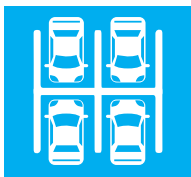
to cut off the **employment expenses**



to set **manageable fare rates**



to receive detailed **reports**




to ensure **high pressure operation** of the parking in a long run



to **increase efficiency** for parking owner.





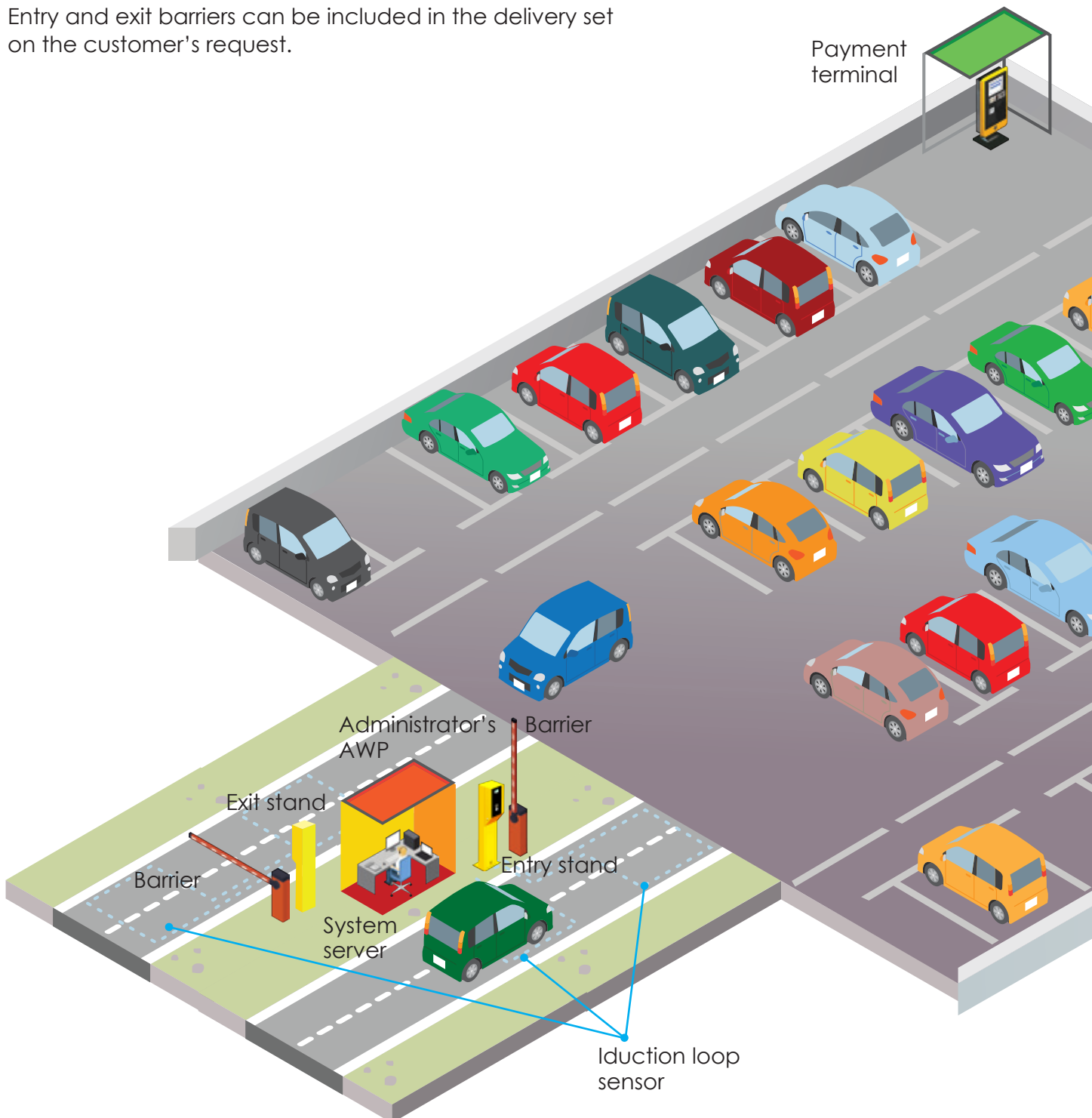
HOW IT WORKS

SYSTEM COMPOSITION

Automated fare collection system LOT Parking consists of the entry stand, exit stand, payment terminal, system server, administrator's automated work place, cashier's automated work place and special software.

Entry and exit stands have two modifications and allow to use contactless cards or bar-coded tickets as payment media.

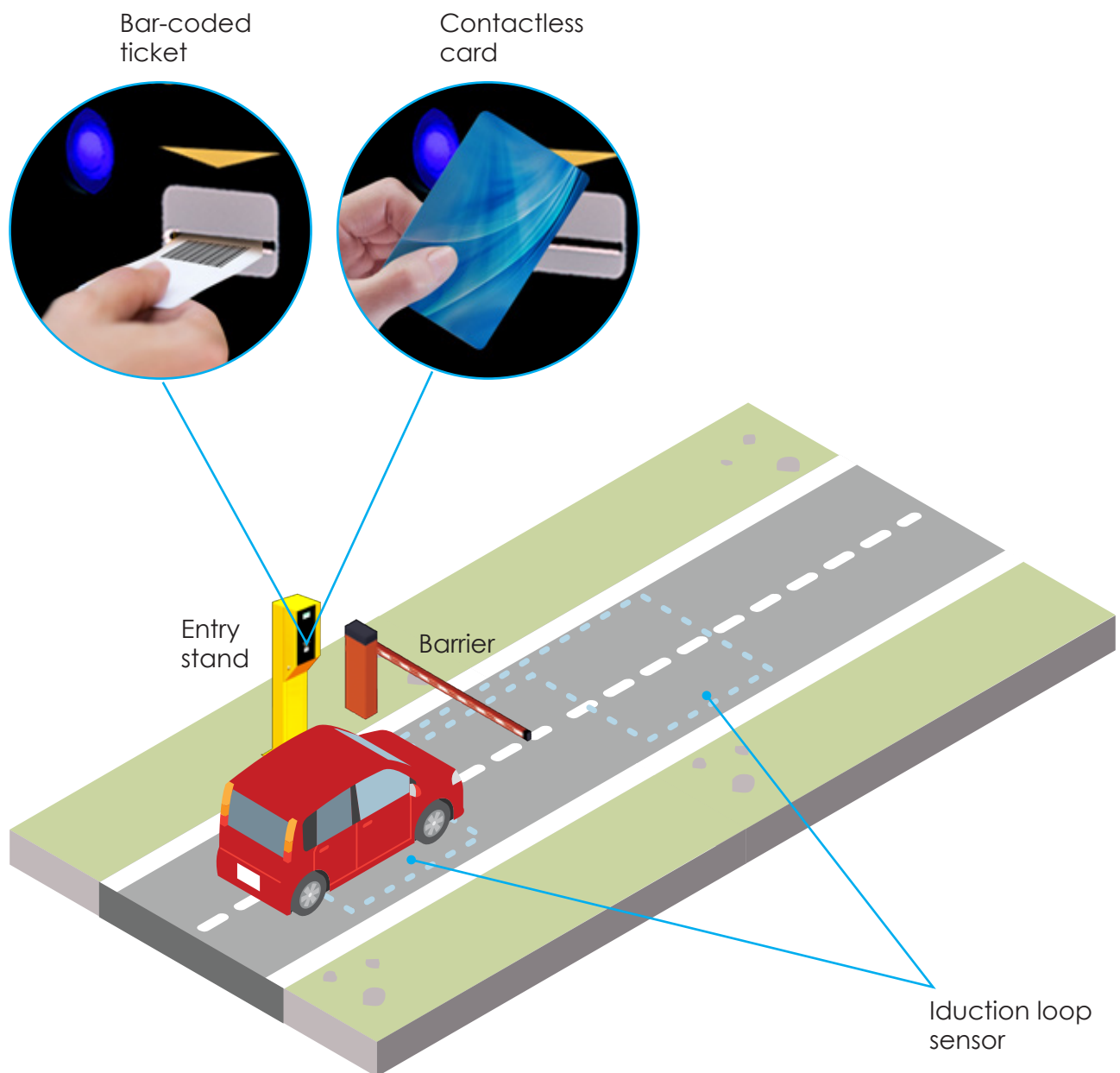
Entry and exit barriers can be included in the delivery set on the customer's request.



CAR ARRIVAL TO THE PARKING

When a car gets into the coverage area of the first induction loop, the system allows the car to drive into the parking. A driver has to push the button on the entry stand. After the driver receives a card/bar-coded ticket from the entry stand, the barrier opens. The car crosses the first and the second induction loops. At the moment of leaving the second loop the system transfers the command to close the entry barrier.

Prompt for the driver is displayed on the stand screen. In case when a driver has any questions, he can use voice communication with the system administrator.



PAYMENT FOR PARKING SERVICES

To pay for parking services a customer can use payment terminal or pay at cashier's window. The customer gives the card/bar-coded ticket received at the entry. The system defines the arrival time and counts the cost of parking services according to the current tariffs. The customer has to pay for the services at the payment terminal or at the cashier's window. The system registers the information about the payment and the customer has an opportunity to leave the parking.

TARIFF SYSTEM

LOT Parking system provides flexible tariff system. Depending on the customer's requirements the system allows to choose the necessary tariff.

The cost of parking services depends on the time of car staying on the parking lot. Automated LOT Parking system allows to use the following types of tariffs:



Free time interval, when a customer can use the parking free of charge, can be added to the system on the customer's request.

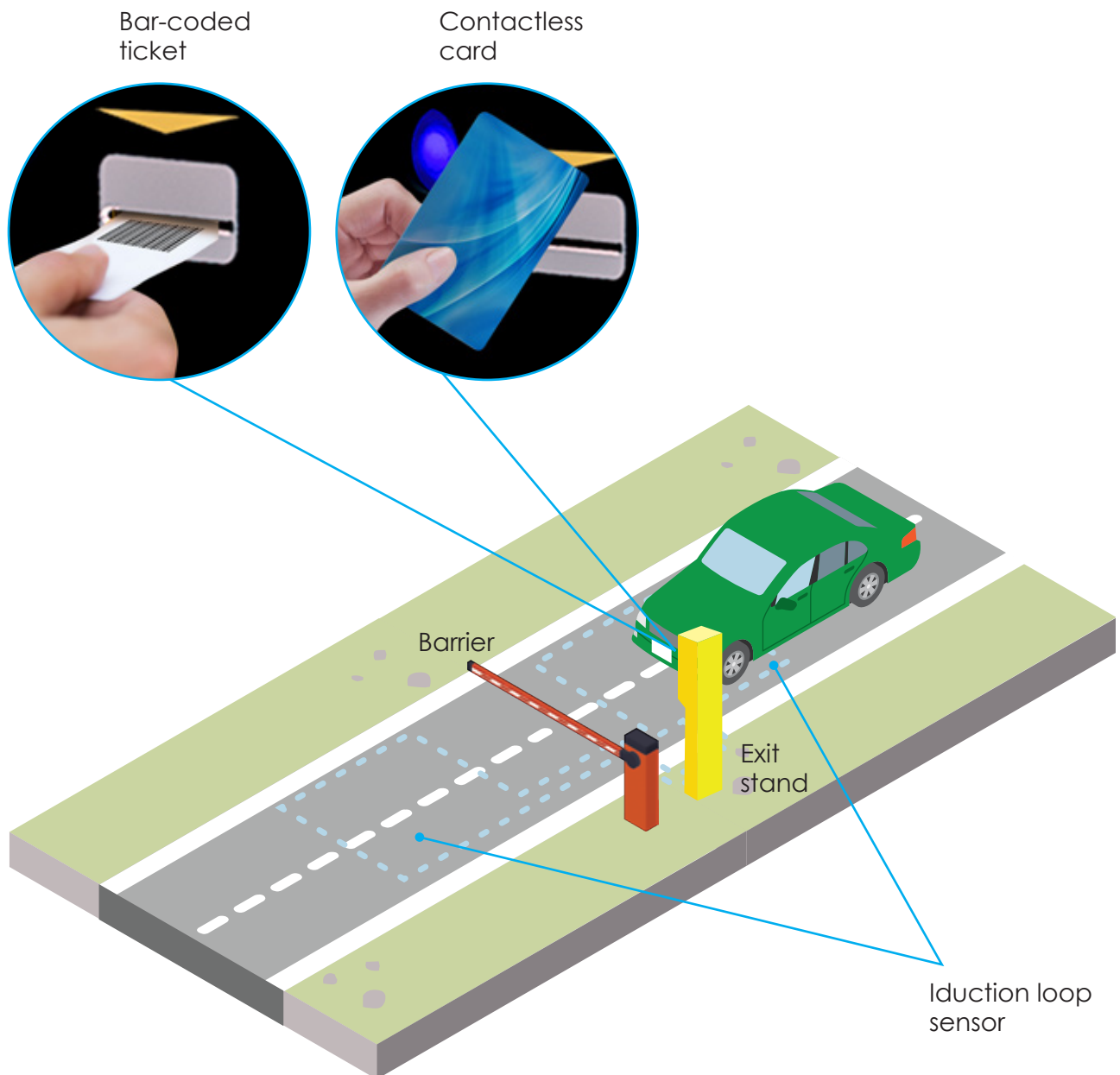
LOT parking system provides flexible system of discounts.





CAR DEPARTURE FROM THE TERRITORY OF THE PARKING

When a car leaves the territory of the parking, it gets into the coverage area of the first induction loop and the departure procedure starts. While leaving the parking lot the customer inserts the card into the exit stand. The system checks the fact of payment according to the shown document (card / bar-coded ticket). In case when the payment is confirmed successfully, the system opens the exit barrier. The customer gains the right to leave the parking lot and after the customer leaves the second induction loop, the system closes the barrier.

The system operates in the on-line mode thus the constant connection between the devices is needed for the faultless operation of the system.





SET OF EQUIPMENT

Entry stand is intended for the control of the cars arrival to the territory of the parking. It is installed at the entry to the territory of the parking before the entry barrier. The stand has vandal-proof casing and protection against unfavorable weather conditions (outdoor version).

Functions:

- recording the vehicle arriving to the parking lot;
- delivering a bar-coded ticket;
- delivering a contactless card;
- displaying help information on the screen;
- providing emergency audio connection with the system's administrator;
- video image transmission of the area in front of the stand to the system's administrator;
- transferring of the data about transactions to the server;
- controlling the entry barrier;
- controlling the traffic lights (optionally).



Exit stand is intended for the control of the cars departure from the territory of the parking. It is installed at the exit from the territory of the parking lot before the exit barrier. The stand has vandal-proof casing and protection against unfavorable weather conditions (outdoor version).

Functions:

- recording of the car departure from the territory of the parking;
- accepting of the contactless cards;
- accepting of the bar-coded tickets;
- displaying help information on the screen;
- providing emergency communication with the system administrator;
- video image transmission of the area in front of the stand to the system's administrator;
- transferring of the data about transactions to the server;
- controlling the exit barrier;
- controlling the traffic lights (optionally).



Payment terminal is intended for the parking service payment without cashier's assistance. The terminal is installed on the territory of the parking in the places suitable for the drivers.

Payment terminals can be installed both inside the buildings and under the protection canopy out of doors. On the customer's request payment terminal can be equipped with different set of equipment and provides various set of functions.

Functions:

- bills accepting;
- coins accepting;
- bank cards accepting;
- giving the change in banknotes (optionally);
- giving the change in coins (optionally);
- using a parking contactless card;
- printing the receipt that confirms the payment;
- providing the customer with all necessary information on the screen.



System server is intended for database forming, storing and administering with all parameters and statistic data about parking operation.

Data base server is a computer with the installed special software. Firebird is used as data base.

Functions:

- storing the configurations of parking hardware;
- storing the registration details on every payment medium;
- storing the tariffs and access rights;
- accepting the transactions from the system devices and recording them into the data base;
- forming the base data for the report subsystem.



Administrator's AWP is intended for setting the parameters of the parking system, for editing the tariff policies as well as for data base administering.

Administrator's AWP includes software modules with graphical shell.

Functions:

- hardware configuring;
- network settings configuring;
- register entries configuring and access control to the different system modules;
- report configuring;
- using personal or service cards;
- tariffs editing;
- discounts editing.





17, Drinova Lane, 61017 Kharkov, Ukraine
Phone: +38 095-888-14-53 (Maxim Ponomarenko)
e-mail: M.Ponomarenko@lotgate.com